



ENERG
енергия · ενεργεια

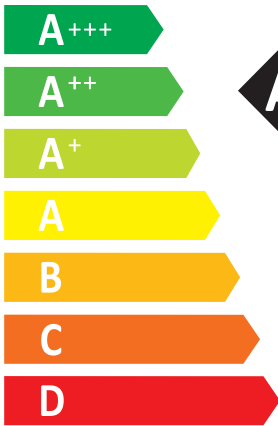
Y IJA
IE IA

Midea MHC-V10W/D2N8-BE30



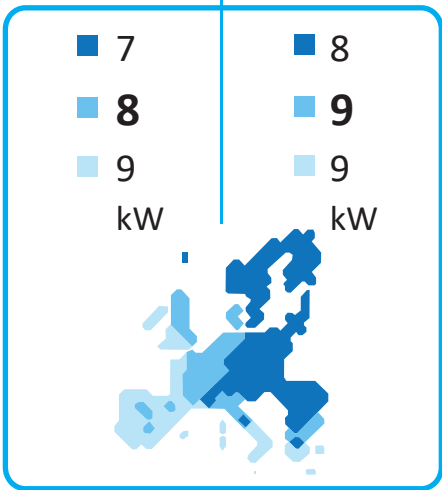
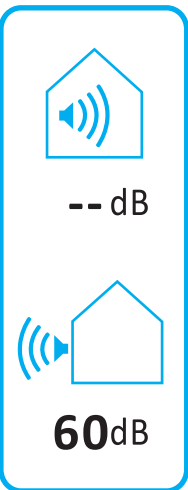
55°C

35°C



A++

A+++



2019

811/2013



Model	For medium - temperature application										
	Energy efficiency class	Unit sound power	average climate			colder climate			warmer climate		
			Rated heat output	Seasonal space heating energy efficiency	For space heating, annual energy consumption	Rated heat output	Seasonal space heating energy efficiency	For space heating, annual energy consumption	Rated heat output	Seasonal space heating energy efficiency	For space heating, annual energy consumption
			-	dB	kW	%	kWh	kW	%	kWh	kW
MHC-V4W/D2N8-B	A++	55	4.4	129.5	2742	3.4	102.1	3158	5.0	163.1	1614
MHC-V4W/D2N8-BE30	A++	55	4.4	129.5	2742	3.4	102.1	3158	5.0	163.1	1614
MHC-V6W/D2N8-B	A++	58	5.7	137.9	3343	4.3	111.1	3680	5.1	165.4	1634
MHC-V6W/D2N8-BE30	A++	58	5.7	137.9	3343	4.3	111.1	3680	5.1	165.4	1634
MHC-V8W/D2N8-B	A++	59	6.6	131.6	4054	5.8	112.1	4948	7.6	177.2	2242
MHC-V8W/D2N8-BE30	A++	59	6.6	131.6	4054	5.8	112.1	4948	7.6	177.2	2242
MHC-V8W/D2N8-BER90	A++	59	6.6	131.6	4054	5.8	112.1	4948	7.6	177.2	2242
MHC-V10W/D2N8-B	A++	60	7.7	135.7	4567	6.7	116.5	5539	8.6	181.7	2496
MHC-V10W/D2N8-BE30	A++	60	7.7	135.7	4567	6.7	116.5	5539	8.6	181.7	2496
MHC-V10W/D2N8-BER90	A++	60	7.7	135.7	4567	6.7	116.5	5539	8.6	181.7	2496
MHC-V12W/D2N8-B	A++	65	11.6	135.1	6927	10.3	117.8	8419	12.5	174.1	3376
MHC-V12W/D2N8-BE30	A++	65	11.6	135.1	6927	10.3	117.8	8419	12.5	174.1	3376
MHC-V12W/D2N8-BER90	A++	65	11.6	135.1	6927	10.3	117.8	8419	12.5	174.1	3376
MHC-V14W/D2N8-B	A++	65	12.1	135.6	7202	11.0	118.9	8866	13.7	176.5	4088
MHC-V14W/D2N8-BE30	A++	65	12.1	135.6	7202	11.0	118.9	8866	13.7	176.5	4088
MHC-V14W/D2N8-BER90	A++	65	12.1	135.6	7202	11.0	118.9	8866	13.7	176.5	4088
MHC-V16W/D2N8-B	A++	68	13.0	133.3	7895	11.8	121.8	9309	13.8	176.1	4112
MHC-V16W/D2N8-BE30	A++	68	13.0	133.3	7895	11.8	121.8	9309	13.8	176.1	4112
MHC-V16W/D2N8-BER90	A++	68	13.0	133.3	7895	11.8	121.8	9309	13.8	176.1	4112
MHC-V12W/D2RN8-B	A++	65	11.6	135.1	6928	10.3	117.7	8420	12.5	173.8	3780
MHC-V12W/D2RN8-BE30	A++	65	11.6	135.1	6928	10.3	117.7	8420	12.5	173.8	3780
MHC-V12W/D2RN8-BER90	A++	65	11.6	135.1	6928	10.3	117.7	8420	12.5	173.8	3780
MHC-V14W/D2RN8-B	A++	65	12.1	135.6	7203	11.0	118.9	8867	13.7	176.4	4092
MHC-V14W/D2RN8-BE30	A++	65	12.1	135.6	7203	11.0	118.9	8867	13.7	176.4	4092
MHC-V14W/D2RN8-BER90	A++	65	12.1	135.6	7203	11.0	118.9	8867	13.7	176.4	4092
MHC-V16W/D2RN8-B	A++	68	13.0	133.2	7896	11.8	121.8	9310	13.8	175.9	4116
MHC-V16W/D2RN8-BE30	A++	68	13.0	133.2	7896	11.8	121.8	9310	13.8	175.9	4116
MHC-V16W/D2RN8-BER90	A++	68	13.0	133.2	7896	11.8	121.8	9310	13.8	175.9	4116

Unit type explanation:

1. MHC-V**W/D2N8-B, without back-up heater,
2. MHC-V**W/D2RN8-BE30, with 3kW back-up heater and 1-Phase Source
3. MHC-V**W/D2RN8-BER90, with 9kW back-up heater and 3-Phase Source

Model	For low - temperature application										
	Energy efficiency class	Unit sound power	average climate			colder climate			warmer climate		
			Rated heat output	Seasonal space heating energy efficiency	For space heating, annual energy consumption	Rated heat output	Seasonal space heating energy efficiency	For space heating, annual energy consumption	Rated heat output	Seasonal space heating energy efficiency	For space heating, annual energy consumption
MHC-V4W/D2N8-B	A+++	55	5.5	191.0	2351	4.6	159.5	2769	5.5	255.4	1146
MHC-V4W/D2N8-BE30	A+++	55	5.5	191.0	2351	4.6	159.5	2769	5.5	255.4	1146
MHC-V6W/D2N8-B	A+++	58	6.8	195.0	2845	5.6	165.3	3300	6.1	259.8	1244
MHC-V6W/D2N8-BE30	A+++	58	6.8	195.0	2845	5.6	165.3	3300	6.1	259.8	1244
MHC-V8W/D2N8-B	A+++	59	8.1	205.6	3218	7.0	170.0	3976	8.1	276.6	1551
MHC-V8W/D2N8-BE30	A+++	59	8.1	205.6	3218	7.0	170.0	3976	8.1	276.6	1551
MHC-V8W/D2N8-BER90	A+++	59	8.1	205.6	3218	7.0	170.0	3976	8.1	276.6	1551
MHC-V10W/D2N8-B	A+++	60	9.2	204.8	3644	7.7	169.8	4423	8.6	280.5	1617
MHC-V10W/D2N8-BE30	A+++	60	9.2	204.8	3644	7.7	169.8	4423	8.6	280.5	1617
MHC-V10W/D2N8-BER90	A+++	60	9.2	204.8	3644	7.7	169.8	4423	8.6	280.5	1617
MHC-V12W/D2N8-B	A+++	65	12.0	189.4	5152	11.4	160.2	6870	11.1	256.1	2292
MHC-V12W/D2N8-BE30	A+++	65	12.0	189.4	5152	11.4	160.2	6870	11.1	256.1	2292
MHC-V12W/D2N8-BER90	A+++	65	12.0	189.4	5152	11.4	160.2	6870	11.1	256.1	2292
MHC-V14W/D2N8-B	A+++	65	13.7	185.7	6012	12.6	159.6	7667	12.1	260.3	2457
MHC-V14W/D2N8-BE30	A+++	65	13.7	185.7	6012	12.6	159.6	7667	12.1	260.3	2457
MHC-V14W/D2N8-BER90	A+++	65	13.7	185.7	6012	12.6	159.6	7667	12.1	260.3	2457
MHC-V16W/D2N8-B	A+++	68	15.2	181.7	6804	13.7	157.8	8431	13.1	248.5	2781
MHC-V16W/D2N8-BE30	A+++	68	15.2	181.7	6804	13.7	157.8	8431	13.1	248.5	2781
MHC-V16W/D2N8-BER90	A+++	68	15.2	181.7	6804	13.7	157.8	8431	13.1	248.5	2781
MHC-V12W/D2RN8-B	A+++	65	12.0	189.3	5153	11.4	160.2	6871	11.1	255.6	2296
MHC-V12W/D2RN8-BE30	A+++	65	12.0	189.3	5153	11.4	160.2	6871	11.1	255.6	2296
MHC-V12W/D2RN8-BER90	A+++	65	12.0	189.3	5153	11.4	160.2	6871	11.1	255.6	2296
MHC-V14W/D2RN8-B	A+++	65	13.7	185.6	6013	12.6	159.6	7667	12.1	259.8	2462
MHC-V14W/D2RN8-BE30	A+++	65	13.7	185.6	6013	12.6	159.6	7667	12.1	259.8	2462
MHC-V14W/D2RN8-BER90	A+++	65	13.7	185.6	6013	12.6	159.6	7667	12.1	259.8	2462
MHC-V16W/D2RN8-B	A+++	68	15.2	181.6	6805	13.7	157.8	8431	13.1	248.1	2786
MHC-V16W/D2RN8-BE30	A+++	68	15.2	181.6	6805	13.7	157.8	8431	13.1	248.1	2786
MHC-V16W/D2RN8-BER90	A+++	68	15.2	181.6	6805	13.7	157.8	8431	13.1	248.1	2786

Unit type explanation:

1. MHC-V**W/D2N8-B, without back-up heater,
2. MHC-V**W/D2RN8-BE30, with 3kW back-up heater and 1-Phase Source
3. MHC-V**W/D2RN8-BER90, with 9kW back-up heater and 3-Phase Source

Product fiche 1

Heat pump space heater		Model	MHC-V4W/D2N8-B***	MHC-V6W/D2N-B***	MHC-V8W/D2N8-B***	MHC-V10W/D2N8-B***	MHC-V12W/D2N8-B***
Unit sound power (*)	Average climate low temperature application	[dB(A)]	55.0	58.0	59.0	60.0	65.0
	Average climate medium temperature application	[dB(A)]	55.0	58.0	59.0	60.0	65.0
Capacity of the back-up heater integrated in the unit	Psup back-up heater (optional)	[kW]	0/3	0/3	0/3/9	0/3/9	0/3/9
Space heating	Energy efficiency class 35°C (Low temp. app.)	-	A+++	A+++	A+++	A+++	A+++
Space heating	Energy efficiency class 55°C (Medium temp. app.)	-	A++	A++	A++	A++	A++
Average climate (Design temperature = -10°C)							
Space heating 35°C	Prated (declared heating capacity) @ -10°C	[kW]	5.5	6.8	8.1	9.2	12.0
	Seasonal space heating efficiency (η_s)	[%]	191.0	195.0	205.6	204.8	189.4
	Annual energy consumption	[kWh]	2,351	2,845	3,218	3644	5,152
Space heating 55°C	Prated (declared heating capacity) @ -10°C	[kW]	4.4	5.7	6.6	7.7	11.6
	Seasonal space heating efficiency (η_s)	[%]	129.5	137.9	131.6	135.7	135.1
	Annual energy consumption	[kWh]	2,742	3,343	4,054	4,567	6,927
Part load conditions space heating average climate low temperature application							
(A) condition (-7°C)	Pdh (declared heating capacity)	[kW]	4.88	6.03	7.18	8.10	10.61
	COPd (declared COP)	-	3.19	3.09	3.35	3.23	2.88
	Cdh(degradation coefficient)	-	0.90	0.90	0.90	0.90	0.90
(B) condition (2°C)	Pdh (declared heating capacity)	[kW]	3.05	3.88	4.65	5.18	6.69
	COPd (declared COP)	-	4.78	4.85	5.09	5.01	4.65
	Cdh(degradation coefficient)	-	0.90	0.90	0.90	0.90	0.90
(C) condition (7°C)	Pdh (declared heating capacity)	[kW]	1.93	2.39	2.90	3.32	4.44
	COPd (declared COP)	-	6.13	6.63	6.82	7.08	6.62
	Cdh(degradation coefficient)	-	0.90	0.90	0.90	0.90	0.90
(D) condition (12°C)	Pdh (declared heating capacity)	[kW]	1.48	1.39	1.63	1.65	3.74
	COPd (declared COP)	-	8.05	7.93	8.35	8.58	8.47
	Cdh(degradation coefficient)	-	0.90	0.90	0.90	0.90	0.90

Product fiche 2

Heat pump space heater		Model	MHC-V4W/D2N8-B***	MHC-V6W/D2N-B***	MHC-V8W/D2N8-B***	MHC-V10W/D2N8-B***	MHC-V12W/D2N8-B***
(E) Tol (temperature operating limit)	Tol (temperature operating limit)	[°C]	-10.00	-10.00	-10.00	-10.00	-10.00
	Pdh (declared heating capacity)	[kW]	4.41	5.36	6.44	7.40	10.74
	COPd (declared COP)	-	2.86	2.76	3.04	2.96	2.77
	WTOL (Heating water Operation Limit)	[°C]	60.00	60.00	60.00	60.00	60.00
(F) Tivalent temperature	Tblv	[°C]	-7.00	-7.00	-7.00	-7.00	-7.00
	Pdh (declared heating capacity)	[kW]	4.88	6.03	7.18	8.10	10.61
	COPd (declared COP)	-	3.19	3.09	3.35	3.23	2.88
Supplementary capacity at P_design	Psup (@Tdesignh: -10°C)	[kW]	1.11	1.45	1.68	1.76	1.26
Part load conditions space heating average climate medium temperature application							
(A) condition (-7°C)	Pdh (declared heating capacity)	[kW]	3.89	5.04	5.84	6.78	10.24
	COPd (declared COP)	-	2.17	2.17	2.16	2.24	2.01
	Cdh(degradation coefficient)	-	0.90	0.90	0.90	0.90	0.90
(B) condition (2°C)	Pdh (declared heating capacity)	[kW]	2.38	3.12	3.76	4.28	6.52
	COPd (declared COP)	-	3.30	3.51	3.30	3.42	3.44
	Cdh(degradation coefficient)	-	0.90	0.90	0.90	0.90	0.90
(C) condition (7°C)	Pdh (declared heating capacity)	[kW]	2.94	2.08	2.43	2.77	4.36
	COPd (declared COP)	-	4.41	4.54	4.34	4.52	4.59
	Cdh(degradation coefficient)	-	0.90	0.90	0.90	0.90	0.90
(D) condition (12°C)	Pdh (declared heating capacity)	[kW]	1.32	1.28	1.39	1.58	3.29
	COPd (declared COP)	-	5.66	5.59	5.33	5.68	6.05
	Cdh(degradation coefficient)	-	0.90	0.90	0.90	0.90	0.90
(E) Tol (temperature operating limit)	Tol (temperature operating limit)	[°C]	-10.00	-10.00	-10.00	-10.00	-10.00
	Pdh (declared heating capacity)	[kW]	3.42	4.52	4.91	5.38	9.10
	COPd (declared COP)	-	1.91	1.91	1.84	1.83	1.79
	WTOL (Heating water Operation Limit)	[°C]	60.00	60.00	60.00	60.00	60.00
(F) Tivalent temperature	Tblv	[°C]	-7.00	-7.00	-7.00	-7.00	-7.00
	Pdh (declared heating capacity)	[kW]	3.89	5.04	5.84	6.78	10.27
	COPd (declared COP)	-	2.17	2.17	2.16	2.24	2.01

Product fiche 3

Heat pump space heater		Model	MHC-V4W/D2N8-B***	MHC-V6W/D2N-B***	MHC-V8W/D2N8-B***	MHC-V10W/D2N8-B***	MHC-V12W/D2N8-B***
Supplementary capacity at P_design	Psup (@Tdesignh: -10°C)	[kW]	0.98	1.18	1.69	2.28	2.50
Colder climate (Design temperature = -22°C)							
Space heating 35°C	Prated (declared heating capacity) @ -22°C	[kW]	4.6	5.6	7.0	7.7	11.4
	Seasonal space heating efficiency (ηs)	[%]	159.5	165.3	170.0	169.8	160.2
	Annual energy consumption	[kWh]	2,769	3,300	3,976	4,423	6,870
Space heating 55°C	Prated (declared heating capacity) @ -22°C	[kW]	3.4	4.3	5.8	6.7	10.3
	Seasonal space heating efficiency (ηs)	[%]	102.1	111.1	112.1	116.5	117.8
	Annual energy consumption	[kWh]	3,158	3,680	4,948	5,539	8,419
Part load conditions space heating colder climate low temperature application							
(A) condition (-7°C)	Pdh (declared heating capacity)	[kW]	2.75	3.42	4.46	4.83	7.05
	COPd (declared COP)	-	3.49	3.59	3.66	3.60	3.48
	Cdh(degradation coefficient)	-	0.90	0.90	0.90	0.90	0.90
(B) condition (2°C)	Pdh (declared heating capacity)	[kW]	1.77	2.06	2.69	2.94	4.67
	COPd (declared COP)	-	4.95	5.21	5.20	5.26	4.96
	Cdh(degradation coefficient)	-	0.90	0.90	0.90	0.90	0.90
(C) condition (7°C)	Pdh (declared heating capacity)	[kW]	1.17	1.46	1.65	1.92	3.14
	COPd (declared COP)	-	5.53	6.24	6.53	7.08	6.10
	Cdh(degradation coefficient)	-	0.90	0.90	0.90	0.90	0.90
(D) condition (12°C)	Pdh (declared heating capacity)	[kW]	1.43	1.44	1.65	1.65	3.57
	COPd (declared COP)	-	7.67	7.66	7.96	7.96	7.87
	Cdh(degradation coefficient)	-	0.90	0.90	0.90	0.90	0.90
(E) Tol (temperature operating limit)	Tol (temperature operating limit)	[°C]	-22.00	-22.00	-22.00	-22.00	-22.00
	Pdh (declared heating capacity)	[kW]	2.80	3.48	4.06	4.62	7.01
	COPd (declared COP)	-	1.97	1.96	1.95	1.97	1.98
	WTOL (Heating water Operation Limit)	[°C]	51.00	51.00	51.00	51.00	51.00
(F) Tbivalent temperature	Tblv	[°C]	-15.00	-15.00	-15.00	-15.00	-15.00
	Pdh (declared heating capacity)	[kW]	3.72	4.59	5.69	6.32	9.28
	COPd (declared COP)	-	2.57	2.53	2.83	2.64	2.59
Supplementary capacity at P_design	Psup (@Tdesignh: -22°C)	[kW]	1.76	2.15	2.91	3.08	4.40

Product fiche 4

Heat pump space heater		Model	MHC-V4W/D2N8-B***	MHC-V6W/D2N-B***	MHC-V8W/D2N8-B***	MHC-V10W/D2N8-B***	MHC-V12W/D2N8-B***
Part load conditions space heating colder climate medium temperature application							
(A) condition (-7°C)	Pdh (declared heating capacity)	[kW]	2.13	2.69	3.86	4.27	6.63
	COPd (declared COP)	-	2.32	2.46	2.48	2.54	2.63
	Cdh(degradation coefficient)	-	0.90	0.90	0.90	0.90	0.90
(B) condition (2°C)	Pdh (declared heating capacity)	[kW]	1.28	1.60	2.21	2.57	4.06
	COPd (declared COP)	-	2.99	3.36	3.35	3.51	3.60
	Cdh(degradation coefficient)	-	0.90	0.90	0.90	0.90	0.90
(C) condition (7°C)	Pdh (declared heating capacity)	[kW]	1.01	1.02	1.44	1.65	2.78
	COPd (declared COP)	-	3.86	3.94	4.11	4.37	4.54
	Cdh(degradation coefficient)	-	0.90	0.90	0.90	0.90	0.90
(D) condition (12°C)	Pdh (declared heating capacity)	[kW]	1.36	1.37	1.47	1.48	3.33
	COPd (declared COP)	-	6.28	6.35	5.92	5.96	6.25
	Cdh(degradation coefficient)	-	0.90	0.90	0.90	0.90	0.90
(E) Tol (temperature operating limit)	Tol (temperature operating limit)	[°C]	-22.00	-22.00	-22.00	-22.00	-22.00
	Pdh (declared heating capacity)	[kW]	1.64	2.09	2.80	2.80	4.19
	COPd (declared COP)	-	1.02	1.13	1.22	1.22	1.13
	WTOL (Heating water Operation Limit)	[°C]	51.00	51.00	51.00	51.00	51.00
(F) Tivalent temperature	Tblv	[°C]	-15.00	-15.00	-15.00	-15.00	-15.00
	Pdh (declared heating capacity)	[kW]	2.74	3.47	4.71	5.47	8.41
	COPd (declared COP)	-	1.74	1.86	1.90	2.00	1.84
Supplementary capacity at P_design	Psup (@Tdesignh: -22°C)	[kW]	1.72	2.17	2.97	3.91	6.12
Warmer climate (Design temperature = 2°C)							
Space heating 35°C	Prated (declared heating capacity) @ 2°C	[kW]	5.5	6.1	8.1	8.6	11.1
	Seasonal space heating efficiency (ηs)	[%]	255.4	259.8	276.6	280.5	256.1
	Annual energy consumption	[kWh]	1,146	1,244	1,551	1,617	2,292
Space heating 55°C	Prated (declared heating capacity) @ 2°C	[kW]	5.0	5.1	7.6	8.6	12.5
	Seasonal space heating efficiency (ηs)	[%]	163.1	165.4	177.2	181.7	174.1
	Annual energy consumption	[kWh]	1,614	1,634	2,242	2,496	3,376

Product fiche 5

Heat pump space heater		Model	MHC-V4W/D2N8-B***	MHC-V6W/D2N-B***	MHC-V8W/D2N8-B***	MHC-V10W/D2N8-B***	MHC-V12W/D2N8-B***
Part load conditions space heating warmer climate low temperature application							
(B) condition (2°C)	Pdh (declared heating capacity)	[kW]	5.34	5.93	7.56	8.44	11.26
	COPd (declared COP)	-	3.94	3.91	3.98	3.84	3.59
	Cdh(degradation coefficient)	-	0.90	0.90	0.90	0.90	0.90
(C) condition (7°C)	Pdh (declared heating capacity)	[kW]	3.56	3.93	5.22	5.52	7.14
	COPd (declared COP)	-	5.92	5.89	6.26	6.18	5.87
	Cdh(degradation coefficient)	-	0.90	0.90	0.90	0.90	0.90
(D) condition (12°C)	Pdh (declared heating capacity)	[kW]	1.63	1.79	2.62	2.62	3.55
	COPd (declared COP)	-	7.91	8.20	9.23	9.04	7.94
	Cdh(degradation coefficient)	-	0.90	0.90	0.90	0.90	0.90
(E) Tol (temperature operating limit)	Tol (temperature operating limit)	[°C]	2.00	2.00	2.00	2.00	2.00
	Pdh (declared heating capacity)	[kW]	5.34	5.93	7.56	8.44	11.26
	COPd (declared COP)	-	3.94	3.91	3.98	3.84	3.59
	WTOL (Heating water Operation Limit)	[°C]	62.00	62.00	62.00	62.00	62.00
(F) Tivalent temperature	Tblv	[°C]	7.00	7.00	7.00	7.00	7.00
	Pdh (declared heating capacity)	[kW]	3.56	3.93	5.22	5.52	7.14
	COPd (declared COP)	-	5.92	5.89	6.26	6.18	5.87
Supplementary capacity at P_design	P_{sup} (@T_{designh}: 2°C)	[kW]	0.18	0.18	0.55	0.14	0.00
Part load conditions space heating warmer climate medium temperature application							
(B) condition (2°C)	Pdh (declared heating capacity)	[kW]	4.83	5.02	7.55	8.06	12.07
	COPd (declared COP)	-	2.51	2.48	2.59	2.59	2.31
	Cdh(degradation coefficient)	-	0.90	0.90	0.90	0.90	0.90
(C) condition (7°C)	Pdh (declared heating capacity)	[kW]	3.22	3.31	4.86	5.54	8.04
	COPd (declared COP)	-	3.68	3.67	3.92	4.10	3.86
	Cdh(degradation coefficient)	-	0.90	0.90	0.90	0.90	0.90
(D) condition (12°C)	Pdh (declared heating capacity)	[kW]	1.47	1.59	2.32	2.53	3.75
	COPd (declared COP)	-	5.15	5.29	5.55	5.82	5.70
	Cdh(degradation coefficient)	-	0.90	0.90	0.90	0.90	0.90

Product fiche 6

Heat pump space heater		Model	MHC-V4W/D2N8-B***	MHC-V6W/D2N8-B***	MHC-V8W/D2N8-B***	MHC-V10W/D2N8-B***	MHC-V12W/D2N8-B***
(E) Tol (temperature operating limit)	Tol (temperature operating limit)	[°C]	2.00	2.00	2.00	2.00	2.00
	Pdh (declared heating capacity)	[kW]	4.83	5.02	7.83	8.15	12.07
	COPd (declared COP)	-	2.51	2.48	2.66	2.61	2.31
	WTOL (Heating water Operation Limit)	[°C]	62.00	62.00	62.00	62.00	62.00
(F) Tbivalent temperature	Tblv	[°C]	7.00	7.00	7.00	7.00	7.00
	Pdh (declared heating capacity)	[kW]	3.22	3.31	4.86	5.54	8.04
	COPd (declared COP)	-	3.68	3.67	3.92	4.10	3.86
Supplementary capacity at P_design	Psup (@Tdesignh: 2°C)	[kW]	0.18	0.12	0.00	0.48	0.43
0							
Product description	Air-to-water heat pump	Y/N	Yes	Yes	Yes	Yes	Yes
	Water-to-water heat pump	Y/N	No	No	No	No	No
	Brine-to-water heat pump	Y/N	No	No	No	No	No
	Low-temperature heat pump	Y/N	No	No	No	No	No
	Equipped with a supplementary heater	Y/N	Yes	Yes	Yes	Yes	Yes
	Heat pump combination heater	Y/N	No	No	No	No	No
Air to water unit	Rated airflow	[m³/h]	2770	2770	4030	4030	4060
Brine/water to water unit	Rated water/brine flow (outdoor H/E)		/	/	/	/	/
Other	Capacity control	-	Inverter	Inverter	Inverter	Inverter	Inverter
	Poff (Power consumption Off mode)	[kW]	0.014	0.014	0.014	0.014	0.014
	Pto (Power consumption Thermostat off mode)	[kW]	0.024	0.024	0.024	0.024	0.024
	Psb (Power consumption Standby mode)	[kW]	0.014	0.014	0.014	0.014	0.014
	PCK (Power crankcase heater model)	[kW]	0.000	0.000	0.000	0.000	0.000
	Qelec (Daily electricity consumption)	[kWh]	/	/	/	/	/
	Qfuel (Daily fuel consumption)	[kWh]	/	/	/	/	/

Details and precautions on installation, maintenance and assembly can be found in the installation and or operation manuals.

Product fiche data according to energy label directive 2010/30/EC regulation (EU) 811/2013.

Technical parameters

Model(s):	MHC-V10W/D2N8-B
Air-to-water heat pump:	YES
Water-to-water heat pump:	NO
Brine-to-water heat pump:	NO
Low-temperature heat pump:	NO
Equipped with a supplementary heater:	NO
Heat pump combination heater:	NO
Declared climate condition:	AVERAGE
Parameters are declared for medium-temperature application.	

Item	Symbol	Value	Unit	Item	Symbol	Value	Unit
Rated heat output (*)	Prated	7.7	kW	Seasonal space heating energy efficiency	η_s	136.6	%
Declared capacity for heating for part load at indoor temperature 20 °C and outdoor temperature Tj				Declared coefficient of performance or primary energy ratio for part load at indoor temperature 20 °C and outdoor temperature Tj			
Tj = -7°C	Pdh	6.78	kW	Tj = -7°C	COPd	2.24	-
Tj = 2°C	Pdh	4.28	kW	Tj = 2°C	COPd	3.42	-
Tj = 7°C	Pdh	2.77	kW	Tj = 7°C	COPd	4.52	-
Tj = 12°C	Pdh	1.58	kW	Tj = 12°C	COPd	5.68	-
Tj = bivalent temperature	Pdh	6.78	kW	Tj = bivalent temperature	COPd	2.24	-
Tj = operating limit	Pdh	5.38	kW	Tj = operating limit	COPd	1.83	-
For air-to-water heat pumps: Tj = -15°C	Pdh	-	kW	For air-to-water heat pumps: Tj = -15°C	COPd	-	-
Bivalent temperature	Tbiv	-7	°C	For air-to-water heat pumps: Operation limit temperature	TOL	-10	°C
Cycling interval capacity for heating	P _{cyc}	-	kW	Cycling interval efficiency	COP _{cyc}	-	-
Degradation co-efficient (**)	Cdh	0.9	--	Heating water operating limit temperature	WTOL	60	°C
Power consumption in modes other than active mode				Supplementary heater			
Off mode	P _{off}	0.014	kW	Rated heat output (**)	P _{sup}	2.29	kW
Standby mode	P _{sb}	0.014	kW	Type of energy input	Electrical		
Thermostat-off mode	P _{to}	0.024	kW				
Crankcase heater mode	P _{ck}	0.000	kW				

Other items			
Capacity control	variable		
Sound power level, indoors/outdoors	L _{WA}	-60	dB
Annual energy consumption	Q _{HE}	4539	kWh
For air-to-water heat pumps: Rated air flow rate, outdoors	-	4030	m ³ /h
For water-or brine-to-water heat pumps: Rated brine or water flow rate, outdoor heat exchanger	-	-	m ³ /h

For heat pump combination heater:							
Declared load profile	-			Water heating energy efficiency	η_{wh}	-	%
Daily electricity consumption	Q _{elec}	-	kWh	Daily fuel consumption	Q _{fuel}	-	kWh
Annual electricity consumption	AEC	-	kWh	Annual fuel consumption	AFC	-	GJ

Contact details: GD Midea Heating & Ventilating Equipment Co. Ltd
(Penglai industry road, Beijiao, Shunde, Foshan, Guangdong, P.R China)

(*) For heat pump space heaters and heat pump combination heaters, the rated heat output Prated is equal to the design load for heating Pdesignh, and the rated heat output of a supplementary heater Psup is equal to the supplementary capacity for heating sup(Tj).
(**) If Cdh is not determined by measurement then the default degradation coefficient is Cdh = 0,9.

Technical parameters

Model(s):	MHC-V10W/D2N8-B
Air-to-water heat pump:	YES
Water-to-water heat pump:	NO
Brine-to-water heat pump:	NO
Low-temperature heat pump:	NO
Equipped with a supplementary heater:	NO
Heat pump combination heater:	NO
Declared climate condition:	COLDER

Parameters are declared for medium-temperature application.

Item	Symbol	Value	Unit	Item	Symbol	Value	Unit
Rated heat output (*)	Prated	6.7	kW	Seasonal space heating energy efficiency	η_s	116.4	%
Declared capacity for heating for part load at indoor temperature 20 °C and outdoor temperature Tj				Declared coefficient of performance or primary energy ratio for part load at indoor temperature 20 °C and outdoor temperature Tj			
Tj = -7°C	Pdh	4.27	kW	Tj = -7°C	COPd	2.54	-
Tj = 2°C	Pdh	2.57	kW	Tj = 2°C	COPd	3.51	-
Tj = 7°C	Pdh	1.65	kW	Tj = 7°C	COPd	4.37	-
Tj = 12°C	Pdh	1.47	kW	Tj = 12°C	COPd	5.96	-
Tj = bivalent temperature	Pdh	5.47	kW	Tj = bivalent temperature	COPd	2.00	-
Tj = operating limit	Pdh	2.80	kW	Tj = operating limit	COPd	1.22	-
For air-to-water heat pumps: Tj = -15°C	Pdh	-	kW	For air-to-water heat pumps: Tj = -15°C	COPd	-	-
Bivalent temperature	Tbiv	-15	°C	For air-to-water heat pumps: Operation limit temperature	TOL	-22	°C
Cycling interval capacity for heating	Pcyc	-	kW	Cycling interval efficiency	COPcyc	-	-
Degradation co-efficient (**)	Cdh	0.9	--	Heating water operating limit temperature	WTOL	51	°C
Power consumption in modes other than active mode				Supplementary heater			
Off mode	Poff	0.014	kW	Rated heat output (**)	Psup	3.91	kW
Standby mode	Psb	0.014	kW	Type of energy input	Electrical		
Thermostat-off mode	Pto	0.024	kW				
Crankcase heater mode	Pck	0.000	kW				

Other items							
Capacity control	variable			For air-to-water heat pumps: Rated air flow rate, outdoors	-	4030	m³/h
Sound power level, indoors/outdoors	LWA	-	dB	For water-or brine-to-water heat pumps: Rated brine or water flow rate, outdoor heat exchanger	-	-	m³/h
Annual energy consumption	QHE	5540	kWh				

For heat pump combination heater:

Declared load profile				Water heating energy efficiency			
Declared load profile	-			Water heating energy efficiency	η_{wh}	-	%
Daily electricity consumption	Qelec	-	kWh	Daily fuel consumption	Qfuel	-	kWh
Annual electricity consumption	AEC	-	kWh	Annual fuel consumption	AFC	-	GJ

Contact details: GD Midea Heating & Ventilating Equipment Co. Ltd (Penglai industry road, Beijiao, Shunde, Foshan, Guangdong, P.R China)

(*) For heat pump space heaters and heat pump combination heaters, the rated heat output Prated is equal to the design load for heating Pdesignh, and the rated heat output of a supplementary heater Psup is equal to the supplementary capacity for heating sup(Tj).
(**) If Cdh is not determined by measurement then the default degradation coefficient is Cdh = 0,9.

Technical parameters

Model(s):	MHC-V10W/D2N8-B
Air-to-water heat pump:	YES
Water-to-water heat pump:	NO
Brine-to-water heat pump:	NO
Low-temperature heat pump:	NO
Equipped with a supplementary heater:	NO
Heat pump combination heater:	NO
Declared climate condition:	WARMER

Parameters are declared for medium-temperature application.

Item	Symbol	Value	Unit	Item	Symbol	Value	Unit
Rated heat output (*)	Prated	8.6	kW	Seasonal space heating energy efficiency	η_{s}	180.3	%
Declared capacity for heating for part load at indoor temperature 20 °C and outdoor temperature Tj				Declared coefficient of performance or primary energy ratio for part load at indoor temperature 20 °C and outdoor temperature Tj			
Tj = -7°C	Pdh	-	kW	Tj = -7°C	COPd	-	-
Tj = 2°C	Pdh	8.06	kW	Tj = 2°C	COPd	2.59	-
Tj = 7°C	Pdh	5.54	kW	Tj = 7°C	COPd	4.10	-
Tj = 12°C	Pdh	2.53	kW	Tj = 12°C	COPd	5.82	-
Tj = bivalent temperature	Pdh	5.54	kW	Tj = bivalent temperature	COPd	4.10	-
Tj = operating limit	Pdh	8.15	kW	Tj = operating limit	COPd	2.61	-
For air-to-water heat pumps: Tj = -15°C	Pdh	-	kW	For air-to-water heat pumps: Tj = -15°C	COPd	-	-
Bivalent temperature	Tbiv	7	°C	For air-to-water heat pumps: Operation limit temperature	TOL	2	°C
Cycling interval capacity for heating	P _{cyh}	-	kW	Cycling interval efficiency	COP _{cyh}	-	-
Degradation co-efficient (**)	Cdh	0.9	-	Heating water operating limit temperature	WTOL	62	°C
Power consumption in modes other than active mode				Supplementary heater			
Off mode	P _{off}	0.014	kW	Rated heat output (**)	P _{sup}	0.48	kW
Standby mode	P _{sb}	0.014	kW	Type of energy input	Electrical		
Thermostat-off mode	P _{to}	0.024	kW				
Crankcase heater mode	P _{ck}	0.000	kW				

Other items			
Capacity control	variable		
Sound power level, indoors/outdoors	LWA	-	dB
Annual energy consumption	Q _{HE}	2516	kWh
For air-to-water heat pumps: Rated air flow rate, outdoors	-	4030	m ³ /h
For water-or brine-to-water heat pumps: Rated brine or water flow rate, outdoor heat exchanger	-	-	m ³ /h

For heat pump combination heater:			
Declared load profile	-		
Daily electricity consumption	Q _{elec}	-	kWh
Annual electricity consumption	AEC	-	kWh
Water heating energy efficiency	η_{wh}	-	%
Daily fuel consumption	Q _{fuel}	-	kWh
Annual fuel consumption	AFC	-	GJ

Contact details	GD Midea Heating & Ventilating Equipment Co. Ltd (Penglai industry road, Beijiao, Shunde, Foshan, Guangdong, P.R China)
-----------------	--

(*) For heat pump space heaters and heat pump combination heaters, the rated heat output Prated is equal to the design load for heating Pdesign, and the rated heat output of a supplementary heater Psup is equal to the supplementary capacity for heating sup(Tj).

(**) If Cdh is not determined by measurement then the default degradation coefficient is Cdh = 0,9.

Information requirements for comfort chillers

Model(s):				MHC-V10W/D2N8-B			
Outdoor side heat exchanger of chiller:				Air to water			
Indoor side heat exchanger chiller:				Water			
Type:				Compressor driven vapour compression			
Driver of compressor:				Electric motor			
Item	Symbol	Value	Unit	Item	Symbol	Value	Unit
Rated cooling capacity	$P_{rated,c}$	8.7	kW	Seasonal space cooling energy efficiency	$\eta_{s,c}$	236.2	%
Declared cooling capacity for part load at given outdoor temperature T_j				Declared energy efficiency ratio for part load at given outdoor temperature T_j			
$T_j=+35^{\circ}\text{C}$	P_{dc}	8.73	kW	$T_j=+35^{\circ}\text{C}$	EER_d	3.21	-
$T_j=+30^{\circ}\text{C}$	P_{dc}	6.68	kW	$T_j=+30^{\circ}\text{C}$	EER_d	4.47	-
$T_j=+25^{\circ}\text{C}$	P_{dc}	4.26	kW	$T_j=+25^{\circ}\text{C}$	EER_d	7.02	-
$T_j=+20^{\circ}\text{C}$	P_{dc}	1.94	kW	$T_j=+20^{\circ}\text{C}$	EER_d	9.54	-
Degradation co-efficient for chillers (*)	C_{dc}	0.9	-				
Power consumption in modes other than "active mode"							
Off mode	P_{OFF}	0.014	kW	Crankcase heater mode	P_{CK}	0.000	kW
Thermosat-off mode	P_{TO}	0.010	kW	Standby mode	P_{SB}	0.014	kW
Other items							
Capacity control	variable			For air-to-water comfort chillers: air flow rate, outdoor measured	-	4030	m^3/h
Sound power level, indoors / outdoors	L_{WA}	-/60	dB				
Emissions of nitrogen oxides (if applicable)	$\text{NO}_x(**)$	-	mg/kWh input GCV	For water /brine-to-water chillers: Rated brine or water flow rate, outdoor side heat exchanger	-	-	m^3/h
GWP of the refrigerant	-	675	kg CO_2 eq (100years)				
Standard rating conditions used	Low temperature application						
Contact details	GD Midea Heating & Ventilating Equipment Co. , Ltd. Penglai industry Road, Beijiao, Shunde, Foshan, Guangdong, 528311 P.R. China						
(*) If C_{dc} is not determined by measurement then the default degradation coefficient of chillers shall be 0,9. (**) From 26 September 2018.							

Information requirements for comfort chillers

Model(s):	MHC-V10W/D2N8-B						
Outdoor side heat exchanger of chiller:	Air to water						
Indoor side heat exchanger chiller:	Water						
Type:	Compressor driven vapour compression						
Driver of compressor:	Electric motor						
Item	Symbol	Value	Unit	Item	Symbol	Value	Unit
Rated cooling capacity	$P_{\text{rated,c}}$	10.0	kW	Seasonal space cooling energy efficiency	$\eta_{\text{s,c}}$	348.1	%
Declared cooling capacity for part load at given outdoor temperature T_j				Declared energy efficiency ratio for part load at given outdoor temperature T_j			
$T_j=+35^\circ\text{C}$	P_{dc}	10.01	kW	$T_j=+35^\circ\text{C}$	EER_d	4.64	-
$T_j=+30^\circ\text{C}$	P_{dc}	7.71	kW	$T_j=+30^\circ\text{C}$	EER_d	6.45	-
$T_j=+25^\circ\text{C}$	P_{dc}	5.03	kW	$T_j=+25^\circ\text{C}$	EER_d	10.36	-
$T_j=+20^\circ\text{C}$	P_{dc}	2.32	kW	$T_j=+20^\circ\text{C}$	EER_d	14.98	-
Degradation co-efficient for chillers (*)	C_{dc}	0.9	-				
Power consumption in modes other than "active mode"							
Off mode	P_{OFF}	0.014	kW	Crankcase heater mode	P_{CK}	0.000	kW
Thermosat-off mode	P_{TO}	0.010	kW	Standby mode	P_{SB}	0.014	kW
Other items							
Capacity control	variable			For air-to-water comfort chillers: air flow rate, outdoor measured	-	4030	m^3/h
Sound power level, indoors /outdoors	L_{WA}	-60	dB				
Emissions of nitrogen oxides (if applicable)	$\text{NO}_x(**)$	-	mg/kWh input GCV	For water /brine-to-water chillers: Rated brine or water flow rate, outdoor side heat exchanger	-	-	m^3/h
GWP of the refrigerant	-	675	kg CO_2 eq (100years)				
Standard rating conditions used	Medium temperature application						
Contact details	GD Midea Heating & Ventilating Equipment Co. , Ltd. Penglai industry Road, Beijiao, Shunde, Foshan, Guangdong, 528311 P.R. China						
(*) If C_{dc} is not determined by measurement then the default degradation coefficient of chillers shall be 0,9. (**) From 26 September 2018.							

Condition(°C)	Model	Capacity (kW)	Power input (kW)	EER/COP (/)
Ambient Temperature: 35/24 Water temperature: 12/7	MHC-V4W/D2N8-B	4.70	1.36	3.45
	MHC-V6W/D2N8-B	7.00	2.33	3.00
	MHC-V8W/D2N8-B	7.45	2.22	3.35
	MHC-V10W/D2N8-B	8.20	2.52	3.25
	MHC-V12W/D2N8-B	11.5	4.18	2.75
	MHC-V14W/D2N8-B	12.4	4.96	2.50
	MHC-V16W/D2N8-B	14.0	5.60	2.50
	MHC-V12W/D2RN8-B	11.5	4.18	2.75
	MHC-V14W/D2RN8-B	12.4	4.96	2.50
	MHC-V16W/D2RN8-B	14.0	5.60	2.50
Ambient Temperature: 35/24 Water temperature: 23/18	MHC-V4W/D2N8-B	4.50	0.82	5.50
	MHC-V6W/D2N8-B	6.50	1.35	4.80
	MHC-V8W/D2N8-B	8.30	1.64	5.05
	MHC-V10W/D2N8-B	9.90	2.18	4.55
	MHC-V12W/D2N8-B	12.00	3.04	3.95
	MHC-V14W/D2N8-B	13.50	3.75	3.60
	MHC-V16W/D2N8-B	14.90	4.38	3.40
	MHC-V12W/D2RN8-B	12.00	3.04	3.95
	MHC-V14W/D2RN8-B	13.50	3.75	3.60
	MHC-V16W/D2RN8-B	14.90	4.38	3.40
Ambient Temperature: 7/6 Water temperature: 30/35	MHC-V4W/D2N8-B	4.20	0.82	5.10
	MHC-V6W/D2N8-B	6.35	1.28	4.95
	MHC-V8W/D2N8-B	8.40	1.63	5.15
	MHC-V10W/D2N8-B	10.0	2.02	4.95
	MHC-V12W/D2N8-B	12.1	2.44	4.95
	MHC-V14W/D2N8-B	14.5	3.15	4.60
	MHC-V16W/D2N8-B	15.9	3.53	4.50
	MHC-V12W/D2RN8-B	12.1	2.44	4.95
	MHC-V14W/D2RN8-B	14.5	3.15	4.60
	MHC-V16W/D2RN8-B	15.9	3.53	4.50
Ambient Temperature: 2/1 Water temperature: 30/35	MHC-V4W/D2N8-B	4.40	1.10	4.00
	MHC-V6W/D2N8-B	5.50	1.41	3.90
	MHC-V8W/D2N8-B	7.10	1.73	4.10
	MHC-V10W/D2N8-B	8.20	2.05	4.00
	MHC-V12W/D2N8-B	9.2	2.36	3.90
	MHC-V14W/D2N8-B	11.0	3.06	3.60
	MHC-V16W/D2N8-B	13.0	3.77	3.45
	MHC-V12W/D2RN8-B	9.2	2.36	3.90
	MHC-V14W/D2RN8-B	11.0	3.06	3.60
	MHC-V16W/D2RN8-B	13.0	3.77	3.45

Condition(°C)	Model	Capacity (kW)	Power input (kW)	EER/COP (/)
Ambient Temperature: -7/-8 Water temperature: 30/35	MHC-V4W/D2N8-B	4.70	1.52	3.10
	MHC-V6W/D2N8-B	6.00	2.00	3.00
	MHC-V8W/D2N8-B	7.00	2.19	3.20
	MHC-V10W/D2N8-B	8.00	2.62	3.05
	MHC-V12W/D2N8-B	10.00	3.33	3.00
	MHC-V14W/D2N8-B	12.00	4.21	2.85
	MHC-V16W/D2N8-B	13.10	4.85	2.70
	MHC-V12W/D2RN8-B	10.00	3.33	3.00
	MHC-V14W/D2RN8-B	12.00	4.21	2.85
	MHC-V16W/D2RN8-B	13.10	4.85	2.70
Ambient Temperature: 7/6 Water temperature: 40/45	MHC-V4W/D2N8-B	4.30	1.13	3.80
	MHC-V6W/D2N8-B	6.30	1.70	3.70
	MHC-V8W/D2N8-B	8.10	2.10	3.85
	MHC-V10W/D2N8-B	10.0	2.67	3.75
	MHC-V12W/D2N8-B	12.3	3.32	3.70
	MHC-V14W/D2N8-B	14.1	3.92	3.60
	MHC-V16W/D2N8-B	16.0	4.57	3.50
	MHC-V12W/D2RN8-B	12.3	3.32	3.70
	MHC-V14W/D2RN8-B	14.1	3.92	3.60
	MHC-V16W/D2RN8-B	16.0	4.57	3.50
Ambient Temperature: 2/1 Water temperature: 40/45	MHC-V4W/D2N8-B	5.10	1.70	3.00
	MHC-V6W/D2N8-B	5.80	1.93	3.00
	MHC-V8W/D2N8-B	7.40	2.28	3.25
	MHC-V10W/D2N8-B	7.85	2.45	3.20
	MHC-V12W/D2N8-B	10.60	3.53	3.00
	MHC-V14W/D2N8-B	11.50	4.04	2.85
	MHC-V16W/D2N8-B	12.70	4.46	2.85
	MHC-V12W/D2RN8-B	10.60	3.53	3.00
	MHC-V14W/D2RN8-B	11.50	4.04	2.85
	MHC-V16W/D2RN8-B	12.70	4.46	2.85
Ambient Temperature: -7/-8 Water temperature: 40/45	MHC-V4W/D2N8-B	4.30	1.83	2.35
	MHC-V6W/D2N8-B	5.40	2.25	2.40
	MHC-V8W/D2N8-B	6.60	2.59	2.55
	MHC-V10W/D2N8-B	7.35	2.88	2.55
	MHC-V12W/D2N8-B	10.20	4.25	2.40
	MHC-V14W/D2N8-B	11.70	4.98	2.35
	MHC-V16W/D2N8-B	12.80	5.69	2.25
	MHC-V12W/D2RN8-B	10.20	4.25	2.40
	MHC-V14W/D2RN8-B	11.70	4.98	2.35
	MHC-V16W/D2RN8-B	12.80	5.69	2.25

Condition(°C)	Model	Capacity (kW)	Power input (kW)	EER/COP (/)
Ambient Temperature: 7/6 Water temperature: 47/55	MHC-V4W/D2N8-B	4.40	1.49	2.95
	MHC-V6W/D2N8-B	6.00	2.03	2.95
	MHC-V8W/D2N8-B	7.50	2.36	3.18
	MHC-V10W/D2N8-B	9.50	3.06	3.10
	MHC-V12W/D2N8-B	11.9	3.90	3.05
	MHC-V14W/D2N8-B	13.8	4.68	2.95
	MHC-V16W/D2N8-B	16.0	5.61	2.85
	MHC-V12W/D2RN8-B	11.9	3.90	3.05
	MHC-V14W/D2RN8-B	13.8	4.68	2.95
	MHC-V16W/D2RN8-B	16.0	5.61	2.85
Ambient Temperature: 2/1 Water temperature: 47/55	MHC-V4W/D2N8-B	5.10	2.08	2.45
	MHC-V6W/D2N8-B	5.65	2.31	2.45
	MHC-V8W/D2N8-B	7.10	2.73	2.60
	MHC-V10W/D2N8-B	8.10	3.16	2.56
	MHC-V12W/D2N8-B	11.30	4.52	2.50
	MHC-V14W/D2N8-B	12.40	5.06	2.45
	MHC-V16W/D2N8-B	13.30	5.54	2.40
	MHC-V12W/D2RN8-B	11.30	4.52	2.50
	MHC-V14W/D2RN8-B	12.40	5.06	2.45
	MHC-V16W/D2RN8-B	13.30	5.54	2.40
Ambient Temperature: -7/-8 Water temperature: 47/55	MHC-V4W/D2N8-B	4.00	2.05	1.95
	MHC-V6W/D2N8-B	5.15	2.58	2.00
	MHC-V8W/D2N8-B	6.15	3.00	2.05
	MHC-V10W/D2N8-B	6.85	3.43	2.00
	MHC-V12W/D2N8-B	9.80	4.78	2.05
	MHC-V14W/D2N8-B	11.00	5.37	2.05
	MHC-V16W/D2N8-B	12.50	6.25	2.00
	MHC-V12W/D2RN8-B	9.80	4.78	2.05
	MHC-V14W/D2RN8-B	11.00	5.37	2.05
	MHC-V16W/D2RN8-B	12.50	6.25	2.00